


At your side.  
**brother**®

**NX-400**

Brother NX-400



## The NX-400

An easy to use computerised sewing machine with touch-button controls. Features 294 pre-programmed stitches.



Always at your side



New  
 Value

To enjoy sewing more  
**Easy to read display with  
 smart functions**

The easy to read display and  
 computerised functions make sewing  
 simple and more enjoyable when  
 creating new and original projects.



 **LCD screen**

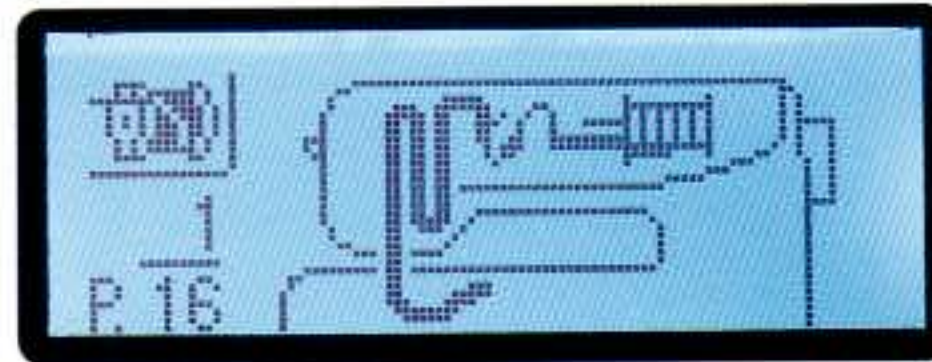
An LCD screen displays the settings for  
 selected stitches, stitch length and width,  
 and the type of presser-foot.

**294-stitch selection**



The pre-programmed stitches are categorised  
 in eight groups. The desired stitch is  
 selected by using arrow keys.

**Checking machine  
 operating procedures**



Machine operating procedures can be  
 checked by referring to the LCD display.

 **My Custom Stitch™**



With the exclusive My Custom Stitch™  
 feature, the user can copy or design decorative  
 stitches on the LCD panel. These can then be  
 saved to memory for future use.

 **Direct selection**

Buttons on the control panel enable the  
 user to conveniently select from 12 of the  
 most commonly used utility stitches.

 **Error messages**

These alert the user to  
 oversights. For example, if the  
 buttonhole lever has not been  
 lowered, a sound and display  
 message will notify the user.

 **Programmed  
 thread trimming**

When one of the pre-  
 programmed thread-trimming  
 operations is selected, the  
 thread is automatically trimmed  
 at the end of sewing.

 **Customised settings**

When required, the stitch width  
 and length can be freely  
 adjusted. All customised  
 settings of the utility stitches  
 can be stored in memory  
 for future use.



New  
 Value

User friendly  
**Straightforward,  
 user-friendly design**


Ergonomic design makes the  
 NX-400 an easy machine to use  
 for the successful creation of new  
 sewing projects.



# Used NX-400 sewing machine Sewing from a chore to a new level of enjoyment



 **Front spool**



The thread-spool is situated on the front of the machine for easier threading.

 **Attachment for large, flat bed items**



Ample space is provided so that the NX-400 can handle large articles such as bed linen and quilts.

 **Handy central controls**



For ease of use, all operating buttons are on one convenient panel. This allows slow starts to be carried out with confidence.

 **Accessory compartment**



This space comfortably holds all the included accessories.





## Enjoy making and decorating special projects

The included accessories enable sewing or quilting work to be more versatile and neat. The special, presser-feet make traditional quilting patterns and decorative embellishments enjoyable and easy to accomplish. A knee-lifter, suitable for piercing, quilting and garment construction is also included.

New Value

## Easy and convenient Functions for improved finish quality

Special functions for sewing secure and attractive seams provide a standard of finish that is a class apart – even with heavy fabrics like denim.



A feed-dog has been added at the front and this provides an attractive finish on heavy and light materials, and cords.



### Presser foot levelling button



This keeps the presser foot level so that smooth seams can be obtained when sewing at the beginning of stitching.



### Presser-foot pressure adjustment



When sewing stretch fabrics, the degree of pressure exerted by the presser-foot prevents the material being stretched.


New Value

## Easy and convenient Functions for easing difficult tasks

Special built-in functions mean less troublesome tasks, less hassle and more creative freedom.



### Quick-set bobbin



Simplicity itself. Insert the bobbin and pass the thread in the direction of the arrow. Start sewing.



### F.A.S.T. bobbin winding system



Bobbin winding is easier. Wind the thread four or five times around the bobbin, pass it through the guide slot, and press the start button. Simple.



### Automatic needle threader



Quick and easy needle threading.






# 294 stitches

The built-in stitch selection is perfect for enhancing the sewing of everything from clothing to home décor.


## Utility stitches 67



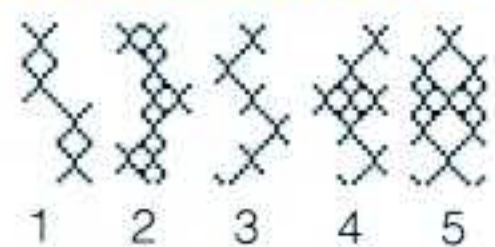
## Decorative stitches 31



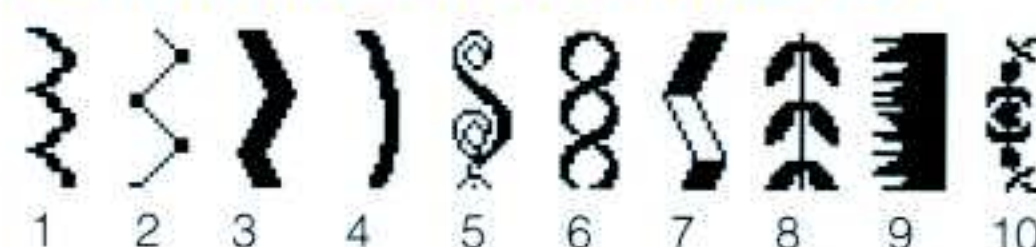
## Satin stitches 16



## Cross stitches 5




## Decorative satin stitches 10



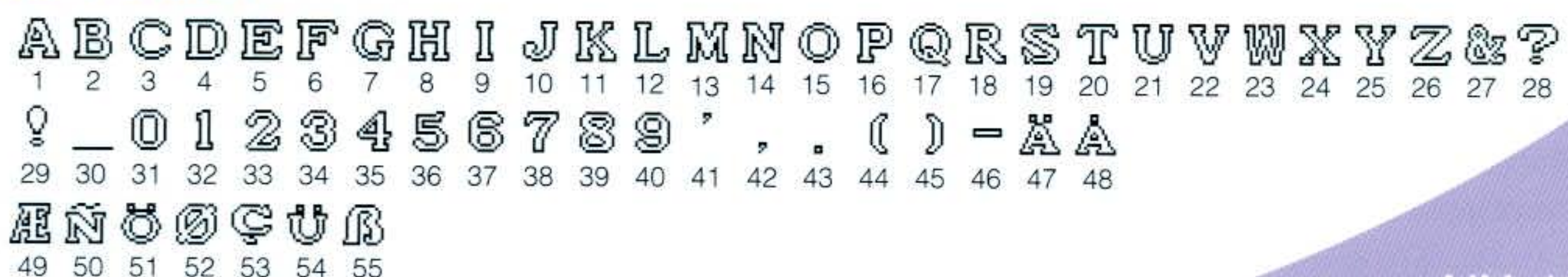
## Gothic font 55



## Script font 55



## Outline font 55





## 294 stitches 24 functions

### Built-in stitch selection



294 stitches

### Easy to read display with smart functions



LCD screen



Direct selection



My Custom Stitch™



Error messages



Programmed thread trimming



Customised settings



### Straightforward, user-friendly design



Front spool



Attachment for large, flat bed items



Handy central controls



Accessory compartment

### Functions for improved finish quality



6-point feed-dog



Presser-foot levelling button



Presser-foot pressure adjustment

### Functions for easing difficult tasks



Quick-set bobbin

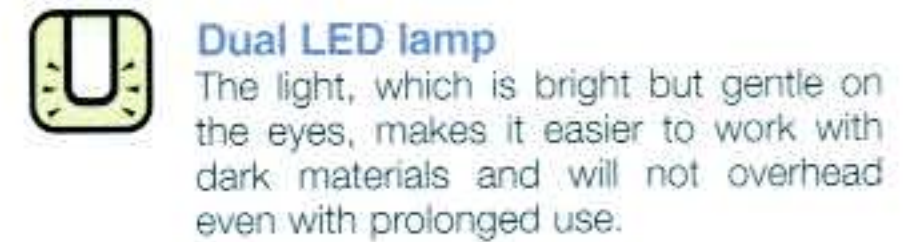


F.A.S.T. bobbin winding system



Automatic needle threader

### Other enhanced functions



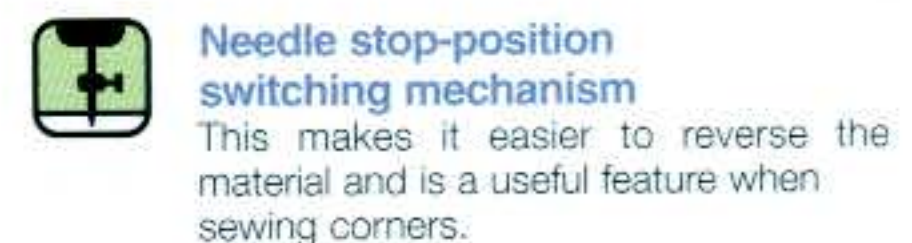
#### Dual LED lamp

The light, which is bright but gentle on the eyes, makes it easier to work with dark materials and will not overheat even with prolonged use.



#### Free arm

A convenient feature that makes the sewing of trouser legs and other circular items so much easier.



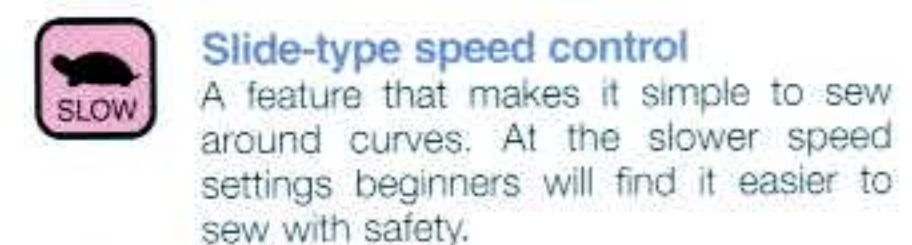
#### Needle stop-position switching mechanism

This makes it easier to reverse the material and is a useful feature when sewing corners.



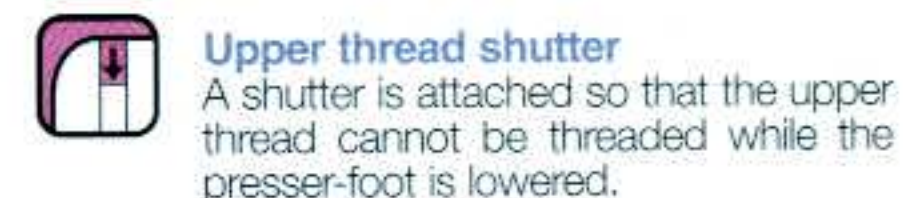
#### Drop feed

The feed-dog can be lowered so that materials can be moved freely.



#### Slide-type speed control

A feature that makes it simple to sew around curves. At the slower speed settings beginners will find it easier to sew with safety.



#### Upper thread shutter

A shutter is attached so that the upper thread cannot be threaded while the presser-foot is lowered.



#### Switch illumination

Indicates the condition of the machine by illuminating a green, red or orange light.



#### One-step automatic buttonholer

An automatic buttonholer that can produce buttonholes to perfectly complement the buttons used.

## OPTIONAL ACCESSORIES



**Wide table**  
For better fabric handling when sewing and quilting.



**Side cutter**  
For overcasting when cutting fabric – as with overlock stitching.

Contact

At your side.  
**brother**®

BROTHER INDUSTRIES, LTD.  
<http://www.brother.com>

NAGOYA, JAPAN.

Specification correct at time of printing. Brother is a registered trademark of Brother Industries Ltd. Brand product names are registered trademarks or trademarks of their respective companies.